FARMTECH

FarmTech Solutions, Inc. · Choteau, Montana · USA

Spray and Tell Quick Start

Spray records, products, tank mixes and crop scouting on FarmIQ™

Version	v1.0
Revised	2026-11-22
Applies to	Spray and Tell on FarmIQ™ (farmiq.us), on a computer, tablet or phone

Spray and Tell

The screen at a glance

Spray and Tell has four tabs across the top: **Record Spray Application**, **View Records**, **Products** and **Crop Scout**. On a phone, swipe left or right to move between tabs.

Record Spray Application

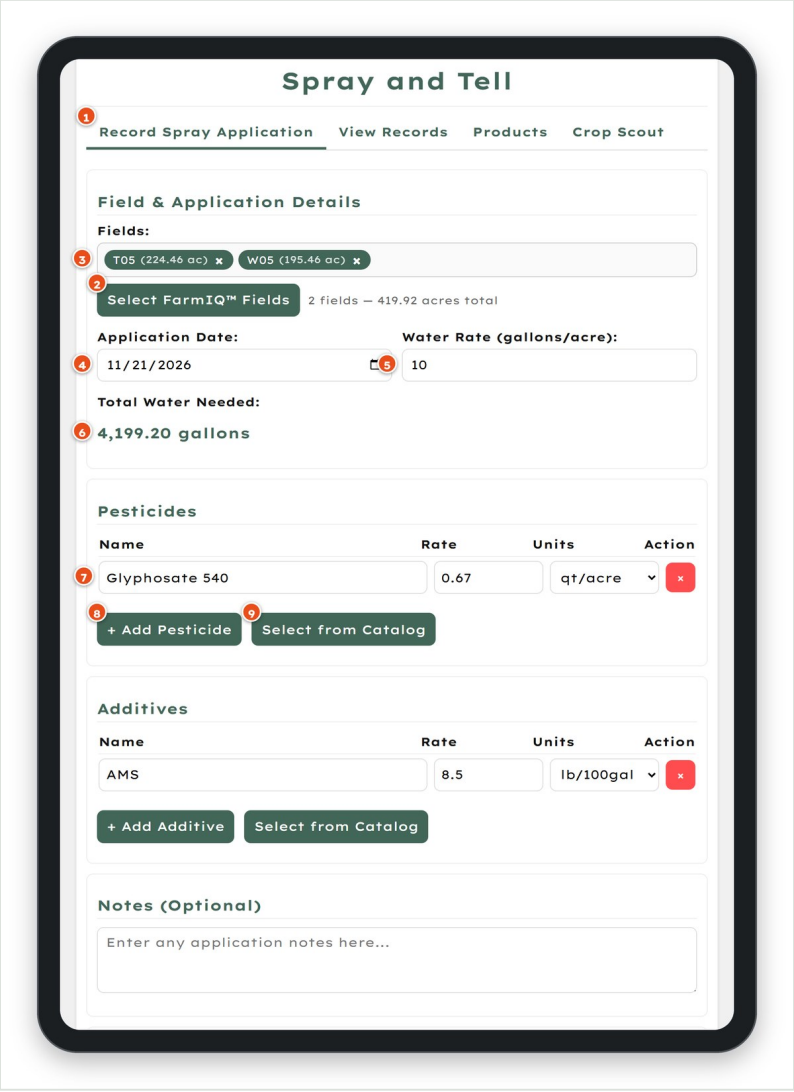

The Record Spray Application tab with two fields and a product filled in, numbered.

#	Button or area	What it does
1	Record Spray Application	The tab for recording a new application.
2	Select FarmIQ™ Fields	Choose the fields you sprayed. Shows the number of fields and total acres.
3	Field chips	The chosen fields with their acres. × removes one.

#	Button or area	What it does
4	Application Date	The day you sprayed. It starts at today.
5	Water Rate (gallons/acre)	Your carrier rate.
6	Total Water Needed	Water rate times the acres of all the chosen fields.
7	Pesticides line	Name, Rate and Units of one product. The red × removes the line.
8	+ Add Pesticide	Add another product line.
9	Select from Catalog	Pick products from your product list. Their default rate and unit fill in.

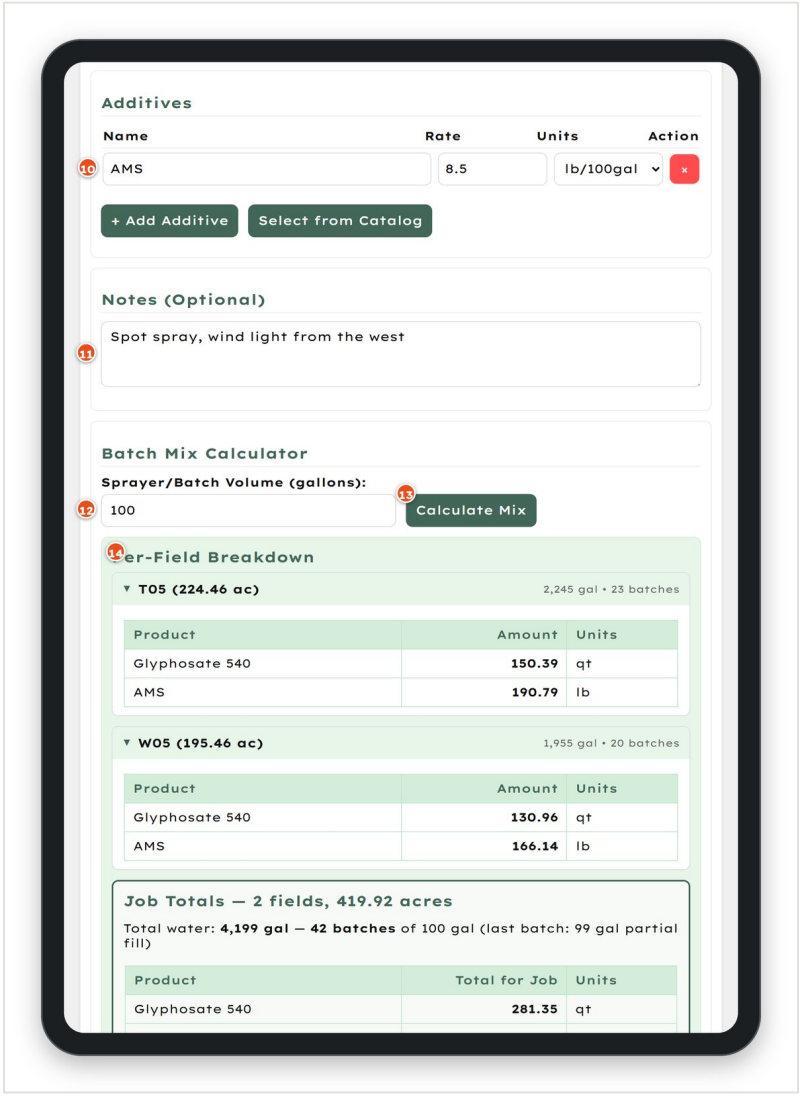

The rest of the form: additives, notes and the Batch Mix Calculator with its results, numbered.

#	Button or area	What it does
10	Additives line	Adjuvants and fertilizers, with their own + Add Additive and Select from Catalog. Optional.
11	Notes (Optional)	Anything else about the application.

#	Button or area	What it does
12	Sprayer/Batch Volume (gallons)	The size of one tank load.
13	Calculate Mix	Work out the product for each field, the whole job and one tank load.
14	Results	Per-Field Breakdown, Job Totals and Per Batch Reference. Not saved with the record.

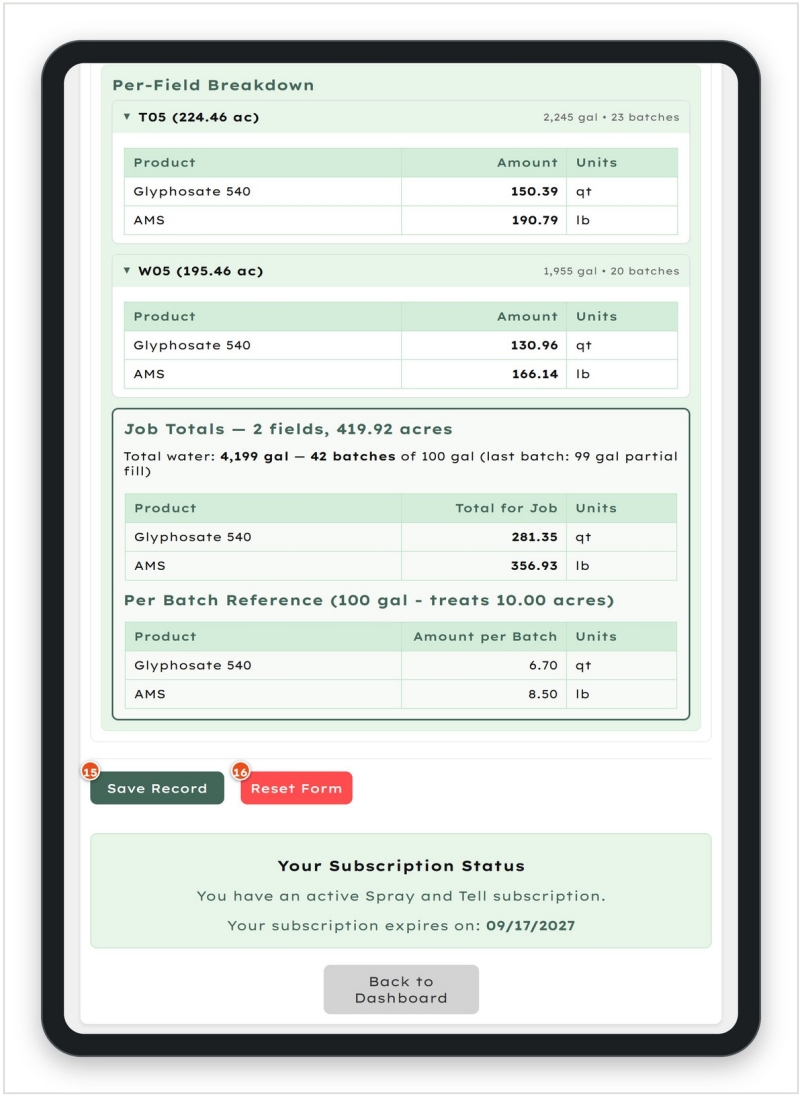

Save Record and Reset Form at the bottom of the tab.

#	Button or area	What it does
15	Save Record	Save the application: one record for each field.
16	Reset Form	Clear the form and start again.

View Records

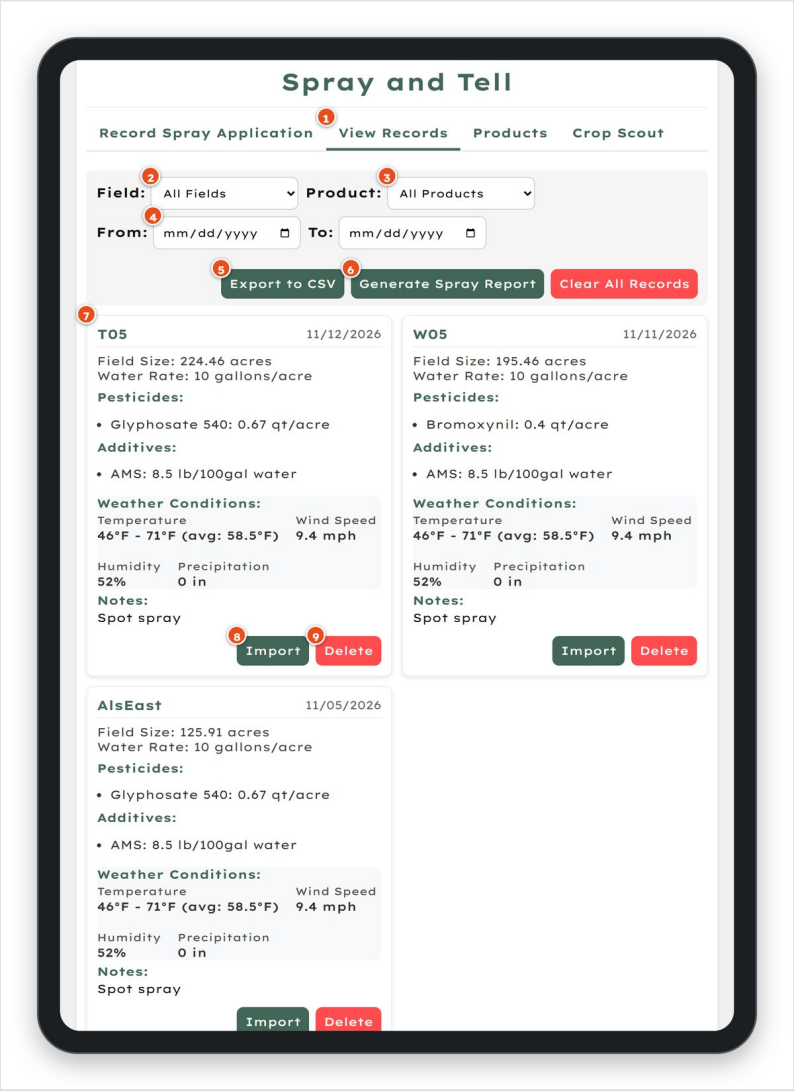

The View Records tab, numbered.

#	Button or area	What it does
1	View Records	The tab with every application you have saved.
2	Field	Show one field only.
3	Product	Show only records with one product.
4	From and To	Show one date range only.
5	Export to CSV	Download all your records as a spreadsheet file.
6	Generate Spray Report	Make a PDF report for a date range and a farm.
7	Record card	One application on one field: size, water rate, products, the day's weather and notes.
8	Import	Copy the record into the Record tab, to use it again.
9	Delete	Delete the record.

Products

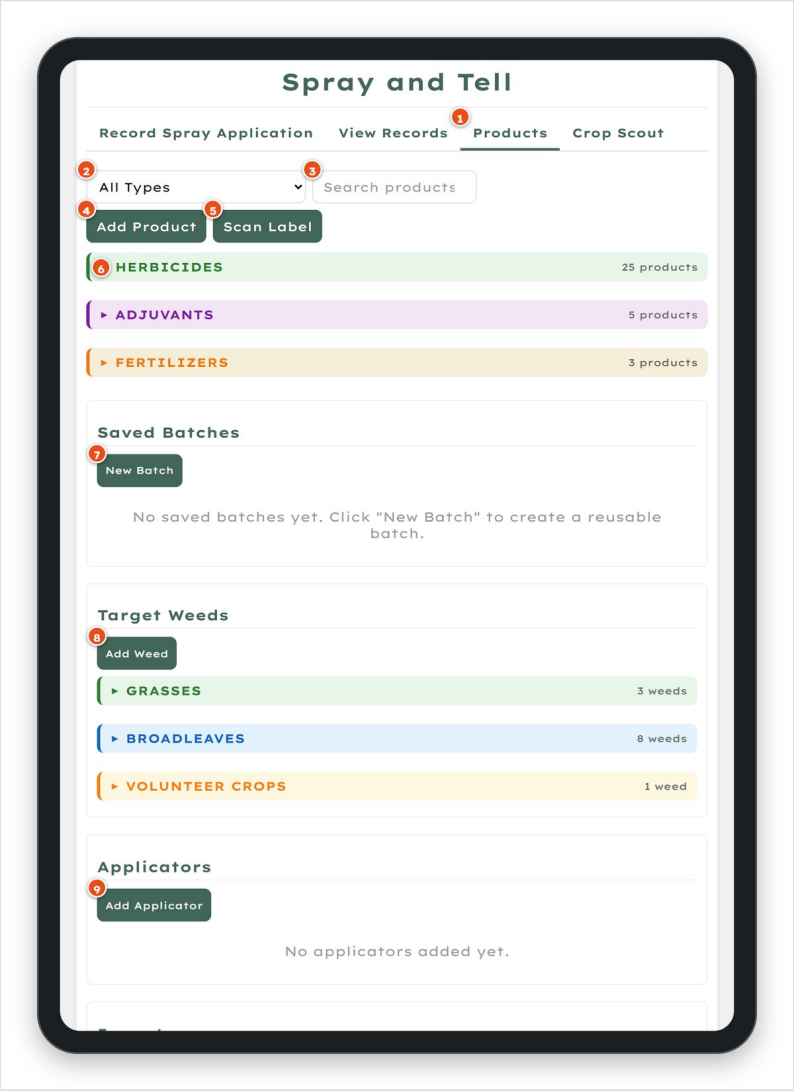

The Products tab, numbered.

#	Button or area	What it does
1	Products	The tab with your product list and the other lists you reuse.
2	Type filter	Show one type: herbicide, fungicide, insecticide, adjuvant, fertilizer or desiccant.
3	Search products...	Find a product by brand, active ingredient or EPA number.
4	Add Product	Type in a product yourself.
5	Scan Label	Add a product from a photo of its label.
6	Product groups	Products by type. Tap a group to open it.
7	New Batch	Save a tank mix to reuse.
8	Add Weed	Add a weed to your target weed list.
9	Add Applicator	Add a person and their applicator certificate number.

Scroll down for **Product AI Assistant**: type a question about products, rates or tank mixes and tap **Ask**.

Crop Scout

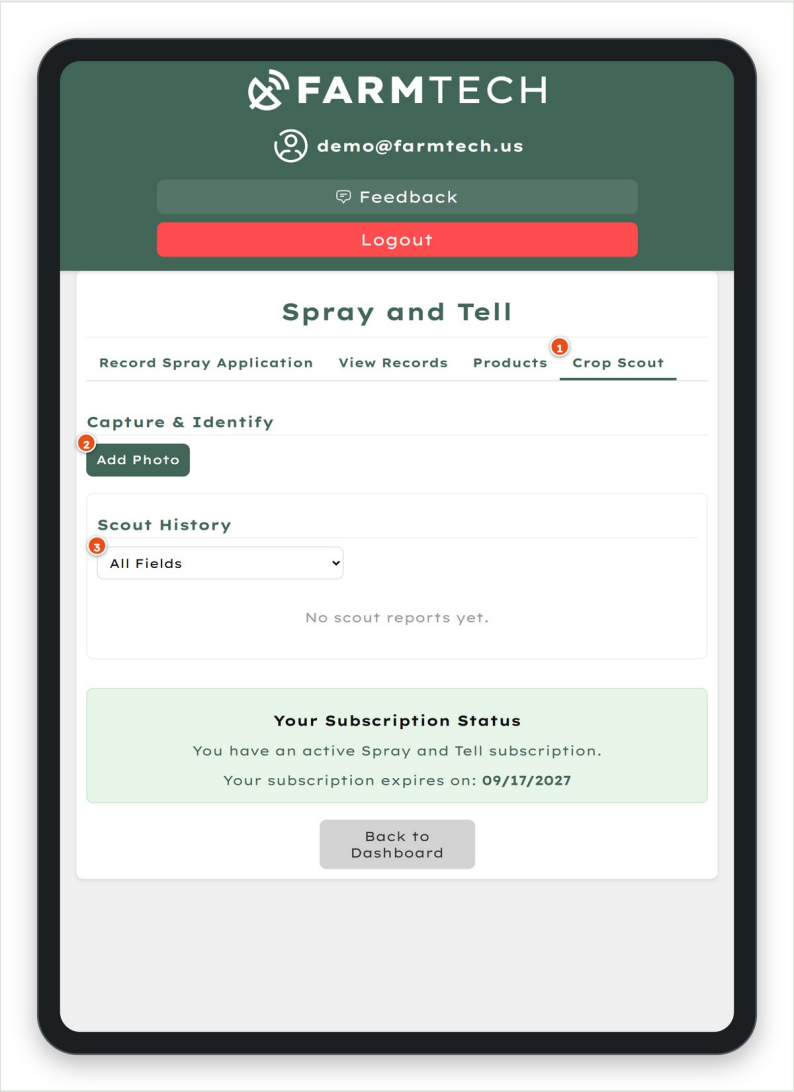

The Crop Scout tab, numbered.

#	Button or area	What it does
1	Crop Scout	The tab for scouting with your phone.
2	Add Photo	Take or choose a photo of the weeds. Identify Weeds then appears.
3	Scout History	Your saved scout reports. Choose a field to show that field only.

Quick reference

To do this	Do this
Record an application	Record Spray Application, choose fields, fill in, Save Record

To do this	Do this
Work out a tank mix	Fill in the form, set Sprayer/Batch Volume (gallons), Calculate Mix
Reuse a tank mix	Products, Saved Batches, Use Batch
Repeat an earlier application	View Records, Import, change what you need, Save Record
Make a spray report	View Records, Generate Spray Report, dates and farm, Generate
Download all records	View Records, Export to CSV
Add a product	Products, Add Product or Scan Label
Identify a weed	Crop Scout, Add Photo, Identify Weeds